

Double Flexibility Double Value



DECAN Series



Model Name		DECAN S2		DECAN F2		DECAN L2		
Alignment		Fly Camera, Fix Camera						
The Number of Spindles		10 Spindle x 2 Gantry		10 Spindle x 2 Gantry		6 Spindle x 2 Gantry		
Placement Speed		92,000 CPH (Optimum)		80,000 CPH (Optimum)		56,000 CPH (Optimum)		
Placement Accuracy	Chip	± 28 μm @ Cpk ≥ 1.0 (03015 Chip) ± 25 μm @ Cpk ≥ 1.0 (IC)		± 40 μm @ Cpk ≥ 1.0				
	QFP	± 30 μm @ Cpk ≥ 1.0						
Component Range	Fly Camera	03015 ~ □12 mm		0402 ~ □16 mm		0402 ~ □21 mm		
	Fix Camera (Option)	~□55 mm, ~ L75 mm Connector						
	Max. Height	10 mm (Fly) 15 mm (Fix)				12 mm (Fly) 25 mm (Fix)		
PCB Size (mm)	Single Lane	Min.	L50 x W40**					
		Max.	L510 x W460, ~ L850 x W460				L510 x W460, ~ L1,200 x W460	
	Dual Lane	Min.	L50 x W40					
		Max.	2 PCB	L510 x W250, ~ L1,200* x W250				
		1 PCB	L510 x W460, ~ L1,200* x W460					
PCB Thickness (mm)		0.38 ~ 4.2						
Feeder Capacity (8 mm Standard)		120 ea / 112 ea (Docking Cart)						
Utility	Power	3 Phase, AC 200 / 208 / 220 / 240 / 380 / 415V ± 10% (50/60 Hz)						
		Max. 5.0 kVA						
	Air Consumption	5.0 ~ 7.0 kgf/cm ² 50 N ℓ /min						
Weight (H900 mm Standard)		Approx. 1,760 kg						
External Dimension (Standard)		L1,430 x D1,740 x H1,995 mm						

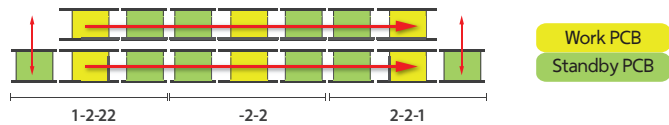
* L1,200mm(length of the PCB) is available for Full dual(2-2-2) lane mode. ** If the PCB length is more than 740mm, the minimum width of the PCB may change.

※ The specification in this catalog is based on value measured at an optimized condition. The result may vary depending on the operating condition.

Supporting Various Models

Supporting modular conveyor system to meet various production environment.

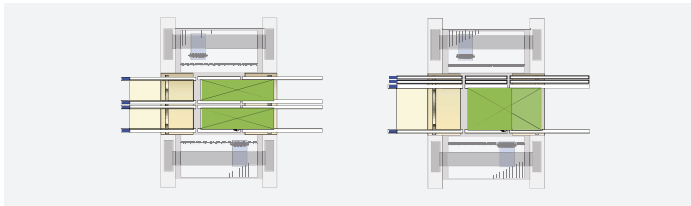
- Allows optimum conveyor module combination according to the production line with a modular conveyor that can be replaced on site. (Shuttle ↔ Dual)



	Standard	1st Machine	Medium Machine	Last Machine	Extra Large PCB
In-let	1 (Shuttle)	1 (Shuttle)	2	2	1
Work	2	2	2	2	1
Out-let	1 (Shuttle)	2	2	1 (Shuttle)	1
Configurations					

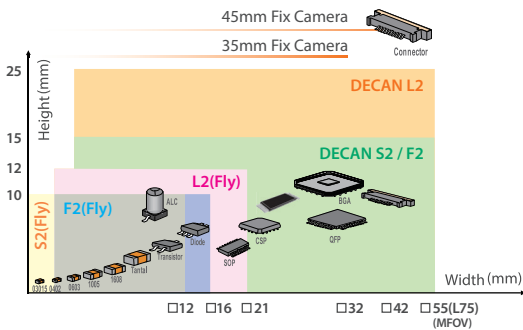
Machine applicable to large PCBs that can be modified on site.

- Possible to modify standard machines to support large PCBs on site.
- Possible to produce long PCBs of 1,200mm at dual lane.




Component & PCB Applicability

Components



Applicability to PCBs



- The specification in this catalog is actual value measured under designated condition. These are subject to change without prior notification.
- The above value may vary depending on operating condition. For inquiry, please contact our sales representative or visit our website.

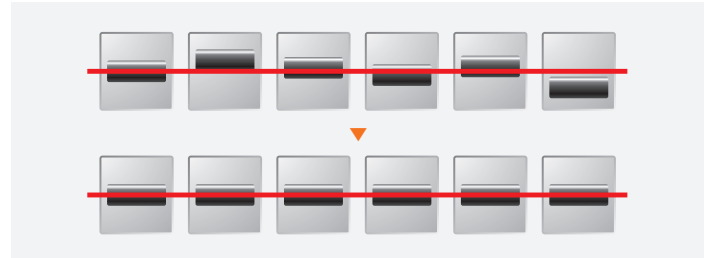
USA 6000 Phyllis Dr. Cypress, CA 90630, USA T +1-714-373-4200
 Europe T +82-70-7147-6322, 6311 F +82-31-8018-3721 (Mexico E mexico@hanwha.com)
 Asia T +82-70-7147-6320, 6323 F +82-31-8018-3721 (Vietnam T +84-96-880-7191 / India T +91-98100-01345)
 Korea HQ 6, Pangyo-ro 319beon-gil, Bundang-gu, Seongnam-si, Gyeonggi-do, 13488, Korea T +82-70-7147-6258

https://www.hanwhasemitech.com/en Doc. No : SMT-DECAN Series-PKG CAT-EN-001 Copyright © 2025 Hanwha Semitech Co., Ltd. All rights reserved.

Improvement of Productivity

Maximizes productivity with increased simultaneous pick-up rate.

- Increases the simultaneous pick-up rate with automatic pick-up position correcting system.



Line balance improved when there are multiple placement coordinates for odd-form components.

- Possible to install the same type fix cameras on all DECAN series.
 – Improves line balance when there are many odd-shaped components.

Minimized PCB transfer time

- High Speed Shuttle Conveyor: Reduces PCB transfer time. (32% improved, compared to SM series)

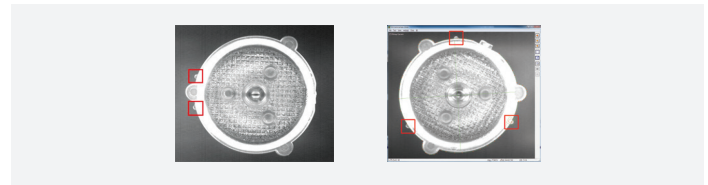
Description	DECAN (Belt Type)	SM471 (Ball Screw Type)	Transfer Speed
PCB 40 mm	1.7 sec	2.5 sec	32 % ↑
PCB 200 mm	1.3 sec	1.7 sec	24 % ↑

- Full Dual Conveyor: Minimizes PCB transfer time loss.
- Provides optimum PCB flow: Line productivity ↑

Optimizes the Placement of LED Lens (DECAN L2)

Minimize loss from LED placement quality

- Easily distinguish lens thickness difference.
 – Minimize placement error by recognizing pick-up Lens direction.



Improved lighting quality of LED (Patent : No. 1472444)

- Recognizes the LED light source to place Lens.
 – LED Lens placement accuracy: ± 100µm
- Created new optical system with separated wavelength method for LED phosphor recognition.



Hanwha