

New Paradigm for Flexibility



# XMS20F

It is a multi-function equipment for various application with the wide platform, multi-head composition and supply device. It is also applicable for large/heavy odd shape components and bond dispensing. With the high productivity and flexible support, this is a cost-effective and highly productive.



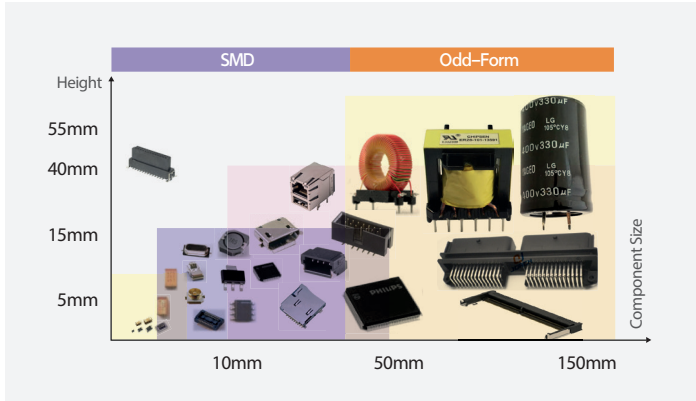
Model Name		XMS20F
Gantry		2
Head	Type	HP05T
	The Number of Spindles	5
	Placement Speed	15,000cph/head
Placement Accuracy	Chip	± 40μm
	IC	± 25μm
Component Range	Size (mm)	0603 ~ L150 x 75
	MAX. Height (mm)	55
	Force Control	3~100N
PCB Size (mm)	Min.	TBD
	Max.	~ L615 x W490 (Option L500 x W430) ~ Max. L900 x W490 (2step)
	Thickness	0.3 ~ 4.2mm
	Weight (kg)	3kg
Utility	Power	3.7kVA(RMS), 5.5kVA(MAX)
	Air Consumption	100NI/min
Feeder Capacity		120ea
External Dimension (mm)		L1,650 x D1,870 x H2,084

※ The specification in this catalog is based on value measured at an optimized condition. The result may vary depending on the operating condition.

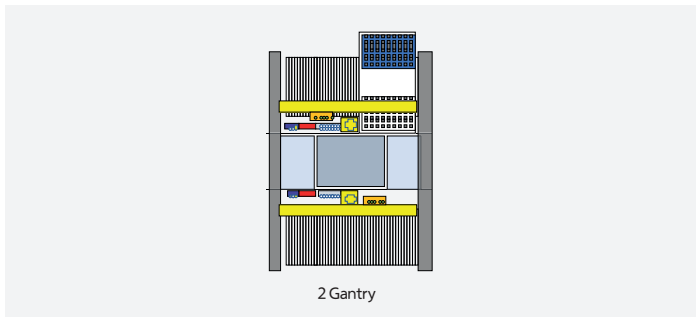
## Flexible Production

### Wide component application


Head applicable to 0603mm~150x75, T55mm, 300g. Multi-head equipped with dispenser and vacuum nozzle



### Speed option for each customer need



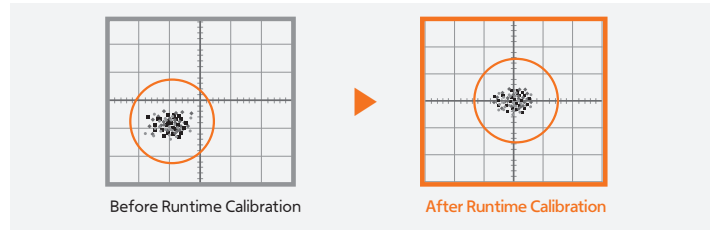
### High-speed recognition of insert pin



## Convenient Operation

### Maintains Placement Accuracy through Automatic Calibration during Production

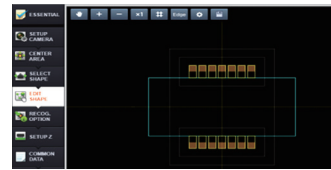
Maintains placement accuracy throughout production by applying major calibration at the set-up stage during the production.



## Convenient component & placement-point teaching

### Easy Component Register (NPE: New Part Editor)

A Drag & Drop based component registration system allowing component information input with an automatic recognition and image rotation, a simple click of the mouse. (with ELITE II)



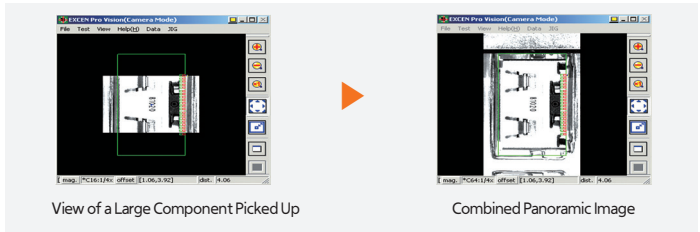
Increases user convenience by unifying the on & off-line component registration system.

### Easy Teaching over Large Components (Panoramic view)

Performs split-recognition on a large-sized component, out of the camera recognition range (FOV).

It also merges split component images into one before displaying.

- Easy to teach the pick-up and placement positions for large-sized components.



## Various supply device for odd-shape components with mutiple trays and abundant


### Multi-Tray Feeder



### Large-Tray Feeder




### Axial Feeder




### Radial Feeder



### Stack Stick Feeder (Vibration Type)



### Stack Stick Feeder (Belt/Air Type)



· The specification in this catalog is actual value measured under designated condition. These are subject to change without prior notification.  
 · The above value may vary depending on operating condition. For inquiry, please contact our sales representative or visit our website.

USA 6000 Phyllis Dr. Cypress, CA 90630, USA T +1-714-373-4200  
 Europe T +82-70-7147-6322, 6311 F +82-31-8018-3721 (Mexico E mexico@hanwha.com)  
 Asia T +82-70-7147-6320, 6323 F +82-31-8018-3721 (Vietnam T +84-96-880-7191 / India T +91-98100-01345)  
 Korea HQ 6, Pangyo-ro 319beon-gil, Bundang-gu, Seongnam-si, Gyeonggi-do, 13488, Korea T +82-70-7147-6258

https://www.hanwhasemitech.com/en Doc. No : SMT-XM520F-PKG CAT-EN-001 Copyright © 2025 Hanwha Semitech Co., Ltd. All rights reserved.



Hanwha