


Ersa Selective Soldering Systems

In a class of its own!



SMARTFLOW 2020 and ECOSELECT

Compact systems with high-end technology.
No compromises in quality.




Ersa SMARTFLOW 2020

The perfect start-up solution

Compact without compromises, extremely smart!

Highlights SMARTFLOW 2020

- VERSAFLOW technology on small footprint
- Award-winning user interface ERSASOFT 5
- Extremely maintenance-friendly
- Full-area upper/lower IR preheating (adjustable)



Ersa ECOSELECT 1

Small footprint – high-end technology

Selective soldering for small series and prototypes.

Highlights ECOSELECT 1

- Compact batch system with small footprint
- Up to two solder pots and two flux heads to increase throughput
- Full-area lower IR preheating (adjustable)
- Upper convection heating



Ersa ECOSELECT 4

Inline and batch system

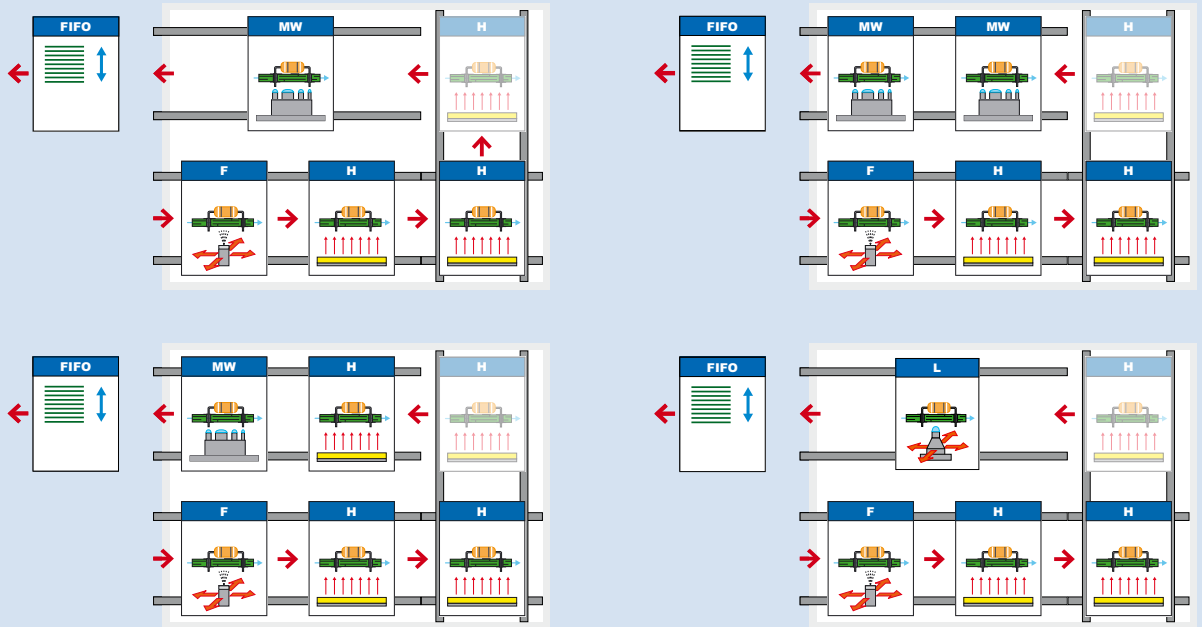
For highest selective soldering quality

Highlights ECOSELECT 4

- Compact selective soldering system with small footprint
- Batch or inline production
- Up to two flux heads and solder pots to increase throughput
- Full-area lower IR-preheating (adjustable)
- Upper convection preheating/power convection
- Upper convection heater in the solder module
- Award-winning user interface ERSASOFT 5
- VERSACAM
- PCB size 508 x 508 mm

ECOCELL

Uncompromising in throughput and quality –
Flexible in production layout



Inline and batch system

Highest flexibility in production layout

Highlights ECOCELL

- High-end selective soldering system for lean production processes (U-shape)
- Single wave soldering for highest flexibility or multiwave soldering for high-volume applications
- Product changes without downtime even in multiwave soldering processes
- Parallel processes due to the separation of fluxing, preheating and soldering
- Operation of up to four spray heads
- Up to two lower preheatings and optional upper convection heating
- Perfect for the connection to assembly stands and periphery



Ersa ECOCELL with FIFO-TOWER

VERSAFLOW 4 and VERSAFLOW 3

The best made even better.
The next generation with new features.

The world's leading inline selective soldering system
The modular platform offers always the right combination.



Ersa VERSAFLOW 3

Highlights Ersa VERSAFLOW 3

- Working area:
VERSAFLOW 3/45: 16" x 20" (option 20" x 20")
VERSAFLOW 3/66: 24" x 24"
- Single-wave soldering for higher flexibility or multiwave soldering for high-volume processes
- Product changes without downtime even in multiwave processes
- Parallel process due to the separation of fluxing, preheating and soldering
- Operation of up to four spray heads
- Up to five lower preheatings with optional upper convection heating
- Perfect for the connection to assembly stands and periphery
- Connection to traceability systems for process control

VERSAFLOW 4 – The next generation
The best made even better!



additional Highlights VERSAFLOW 4

- Working area:
VERSAFLOW 4/55: 20" x 20"
VERSAFLOW 4 XL: 24" x 48"
- Fluxer y-variable
- Solder module y-/z-variable
- Continuous roller conveyor
- Award-winning user interface ERSASOFT 5
- Power convection
- VERSACAM ■ VERSAFLEX ■ VERSAFLUX

VERSA X SYNC
SELECTIVE SOLDER MODULE
Now available!

Ersa VERSAFLOW 4

VERSAFLUX & VERSAFLEX

The new freedom for fluxing and soldering



Parallel processes in certain modules for highest throughput




VERSAFLEX module – 2 solder pots mounted on 2 independent axis systems

With the all-new VERSAFLUX and VERSAFLEX modules, Erska is setting benchmarks in quality, flexibility and throughput. As the name suggests, there is a flux (VERSAFLUX) and a solder module (VERSAFLEX).

Both modules work with two mutually independent axis systems, allowing the pots and spray heads to be adjusted and moved individually in x-, y- and z-direction. Assemblies can thus be fluxed or soldered synchronously or asynchronously. In synchronous mode, the two axes with the flux heads or pots move in parallel at a predetermined fixed distance to one another – ideal for panel processing.

In asynchronous mode, each axis follows its own travel path. This means an assembly can be processed with two different nozzle diameters at the same time, for example. Through this, and through operation with different solder alloys and/or fluxes without changeover necessary, they also create a tremendous added value for production and offer maximum flexibility.



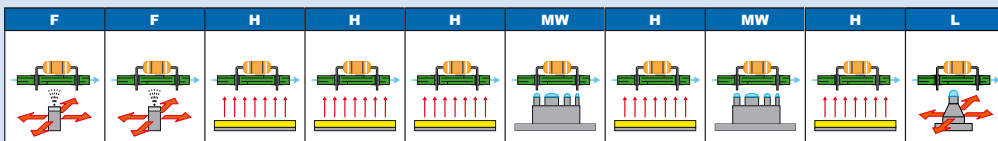
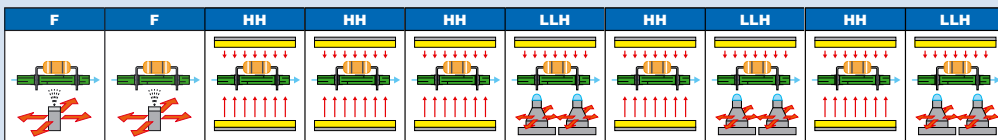
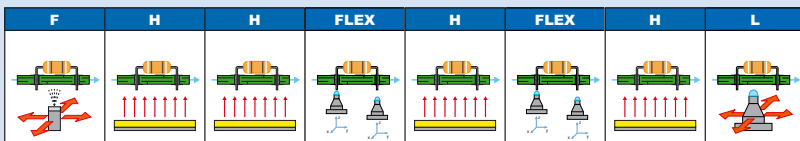
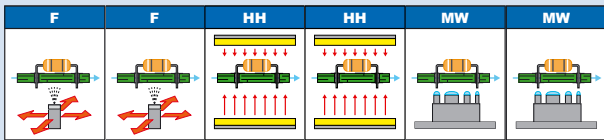
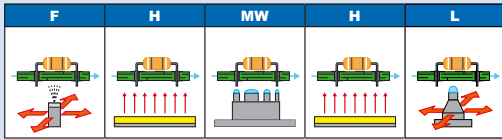
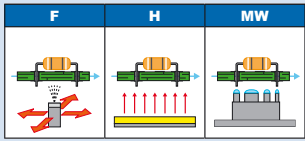
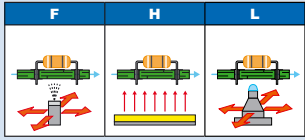
VERSAFLUX module – 2 fluxers mounted on 2 independent axis systems



CAD-Assistent 4 – fast, intuitive and comfortable

The Erska Modular System

Always the right combination for your needs and your budget















Configuration examples

The combinations of the arrangement of different modules show only some of the possibilities of the extremely flexible Erska modular system concept.

Depending on a customer's request, with the addition of the optional dual pot feature and/or the dual track feature, throughput could be substantially enhanced without increasing floor space requirements.

Legend:

-  *Flux module with spray fluxer*
-  *Preheat module with bottom-side preheating*
-  *Solder module with single pot*
-  *Solder module with multiwave solder bath*
-  *Preheat module with bottom- and top-side preheating*
-  *Solder module with single wave unit and top-side preheating*
-  *Solder module with dual pot and top-side preheating*
-  *Solder module with VERSAFLEX unit*
-  *Dual track feature with two parallel single wave units*
-  *Flux module with VERSAFLEX unit*
-  *Preheat module with power convection*



Equipment configuration

SMARTFLOW 2020

ECOSELECT 1

ECOSELECT 4

ECOCCELL

VERSAFLOW 3/4/5

VERSAFLOW 3/6/6

VERSAFLOW 4/5/5

VERSAFLOW 4 XL

| Modules | | | | | | | | |
|--|---|-----|-----|-----|-----|-----|-----|-----|
| Flux module | 1 | 1 | 1 | 1 | 2 | 1 | 2 | 1 |
| Max. number of spray heads per flux module | 1 | 1-2 | 1-2 | 1-4 | 1-4 | 1-2 | 1-4 | 2-4 |
| Number of spray heads per flux module | 1 | 1-2 | 1-2 | 1-2 | 1-2 | 1-2 | 1-2 | 1-2 |
| Preheating module | 1 | 1 | 1 | 1-3 | 1-5 | 1-5 | 1-5 | 2 |
| Solder module | 1 | 1 | 1 | 1-2 | 1-3 | 1-3 | 1-3 | 1-2 |
| Number of solder pots per module | 1 | 1-2 | 1-2 | 1-2 | 1-2 | 1-2 | 1-2 | 2 |
| VERSASCAN | | | | | ■ | | ■ | |
| VERSAEYE | | | | | ■ | | ■ | |

| Conveyor system | | | | | | | | |
|----------------------------------|--|--|---|---|---|---|---|---|
| Autom. conveyor width adjustment | | | ■ | ■ | ■ | ■ | ■ | ■ |
| Dual track conveyor system | | | | | ■ | ■ | | |
| Center support | | | ■ | | ■ | ■ | | |
| Heavy-load conveyor system | | | ■ | ■ | ■ | ■ | ■ | ■ |
| Conveyor extension | | | ■ | | ■ | | | |

| Fluxer | | | | | | | | |
|--|---|---|---|---|---|---|---|---|
| 1 fluxer 1 tank | ■ | ■ | ■ | ■ | ■ | ■ | ■ | ■ |
| 2 fluxers 1 tank | | ■ | ■ | ■ | ■ | ■ | ■ | ■ |
| 2 fluxers 2 tanks | | ■ | ■ | ■ | ■ | ■ | ■ | ■ |
| 3 fluxers 1 tank | | | | ■ | ■ | | ■ | |
| 4 fluxers 1 tank | | | | ■ | ■ | | ■ | |
| 4 fluxers 2 tanks | | | | | ■ | | ■ | ■ |
| VERSAFLUX: x-z-/y-z-variable | | | | | | | | ■ |
| VERSAFLUX ultra: x-y-z-variable + optimization of process time | | | | | | | | ■ |
| Additional area spray head | | | | ■ | ■ | ■ | ■ | ■ |
| Spray test function | ■ | ■ | ■ | ■ | ■ | ■ | ■ | ■ |
| Fiducial recognition | | ■ | ■ | ■ | ■ | ■ | ■ | ■ |
| PCB clamping in flux module | | | ■ | ■ | ■ | ■ | ■ | ■ |
| Flux pressure control | | ■ | ■ | ■ | ■ | ■ | ■ | ■ |

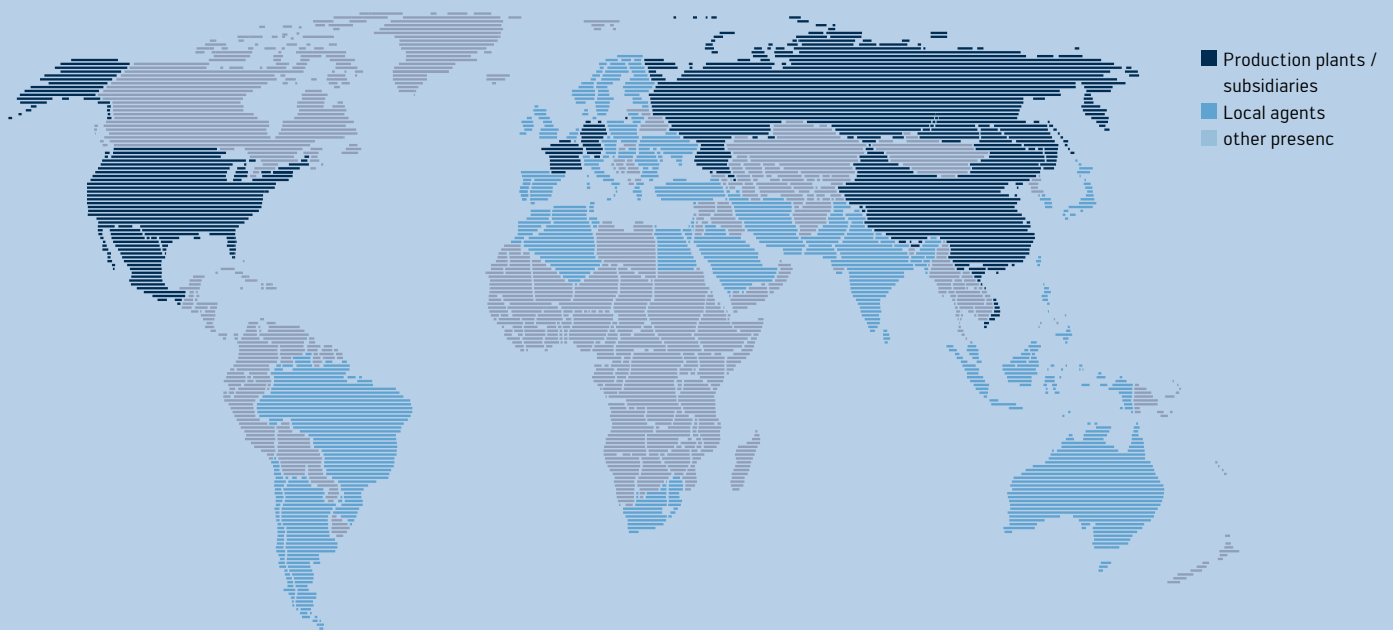
| Preheating | | | | | | | | |
|--|---|---|---|---|---|---|---|---|
| Segmented heating | | | | ■ | ■ | ■ | ■ | ■ |
| Temperature monitoring, pyrometer | | | ■ | | ■ | ■ | ■ | ■ |
| Top-side heating with IR emitters | ■ | | | | | | | |
| Upper convection heating | | ■ | ■ | ■ | ■ | ■ | ■ | ■ |
| Upper heating in soldering module | | ■ | ■ | ■ | ■ | ■ | ■ | ■ |
| Failure monitoring emitter heating | ■ | ■ | ■ | ■ | ■ | ■ | ■ | ■ |
| Top-side heating with power convection | | | ■ | | | | ■ | |

| Solder module | | | | | | | | |
|--|---|---|---|---|---|---|---|---|
| Second solder pot in the solder module | | ■ | ■ | ■ | ■ | ■ | ■ | ■ |
| y-variable | | ■ | | ■ | ■ | ■ | | |
| z-variable | | ■ | | ■ | ■ | ■ | | |
| y/z fix | | ■ | | ■ | ■ | ■ | | |
| y/z variable | | | ■ | | | | ■ | |
| VERSAFLEX: x-z-/y-z-variable | | | | | | | ■ | ■ |
| VERSAFLEX ultra: x-y-z-variable + optimization of process time | | | | | | | ■ | ■ |
| MINI-VARIO-WAVE | ■ | ■ | ■ | ■ | ■ | ■ | ■ | ■ |
| MINI-DIP | ■ | ■ | ■ | ■ | ■ | ■ | ■ | ■ |
| Multiwave mechanic solder pump | | | | | ■ | | | |
| Multiwave inductive solder pump | | | | ■ | ■ | | | |
| Multiwave inductive solder pump, XL | | | | | ■ | | ■ | |
| Automatic solder wire feeder | ■ | ■ | ■ | ■ | ■ | ■ | ■ | ■ |
| Automatic nozzle cleaning | | ■ | ■ | ■ | ■ | ■ | ■ | ■ |
| Roller conveyor in solder module | | | ■ | ■ | ■ | ■ | ■ | ■ |
| Fiducial recognition | | ■ | ■ | ■ | ■ | ■ | ■ | ■ |
| Recognition of PCB deflection | | ■ | ■ | ■ | ■ | ■ | ■ | ■ |
| Process control camera | ■ | ■ | ■ | ■ | ■ | ■ | ■ | ■ |
| VERSAFLEX solder wave height control „on the fly“ | | | ■ | ■ | ■ | ■ | ■ | ■ |
| N ₂ heating | ■ | ■ | ■ | ■ | ■ | ■ | ■ | ■ |
| PCB downholder system | | | ■ | ■ | ■ | ■ | ■ | ■ |
| Residual O ₂ measurement dip module | | | | ■ | ■ | | ■ | |

| Interface | | | | | | | | |
|----------------------------|---|---|---|---|---|---|---|---|
| SMEMA | | | ■ | ■ | ■ | ■ | ■ | ■ |
| Scanner | ■ | ■ | ■ | ■ | ■ | ■ | ■ | ■ |
| Traceability | ■ | ■ | ■ | ■ | ■ | ■ | ■ | ■ |
| Transponder reading device | ■ | ■ | ■ | ■ | ■ | ■ | ■ | ■ |

| Additional | | | | | | | | |
|----------------------------|---|---|---|---|---|---|---|---|
| Touchscreen | ■ | ■ | ■ | ■ | ■ | ■ | ■ | ■ |
| CAD-Assistant | ■ | ■ | ■ | ■ | ■ | ■ | ■ | ■ |
| Peripherals/inlet/outlet | ■ | | ■ | ■ | ■ | ■ | ■ | ■ |
| Upper sensors | | | ■ | ■ | ■ | ■ | ■ | ■ |
| Locking for viewing panels | | | ■ | ■ | ■ | ■ | ■ | ■ |
| Glass panes, ESD-fit | | ■ | ■ | ■ | ■ | ■ | ■ | ■ |
| “On the fly” maintenance | | | | ■ | ■ | ■ | ■ | ■ |

Electronics Production Equipment Worldwide Presence



America

Kurtz Ersa, Inc.
1779 Pilgrim Road
Plymouth, WI 53073
USA
Phone +1 920 893 3772
from US: 1 800 363 3772
Fax +1 920 893 3322
usa@kurtzersa.com
www.ersa.com

Mexico

Kurtz Ersa, S.A. de C.V.
Av. Lopez Mateos Sur Núm. 1450 Int. 7
Col. Las Villas (Plaza las Villas)
Tlajomulco de Zúñiga, Jalisco
C.P. 45643
México
Phone +52 33 15 93 18 63
info-kmx@kurtzersa.com
www.ersa.com

Asia

Kurtz Ersa Asia Ltd.
Unit 03-05, 8th Floor
One Island South
No. 2 Heung Yip Road
Wong Chuk Hang
Hongkong
China
Phone +852 2331 2232
Fax: +852 2758 7749
asia@kurtzersa.com
www.ersa.com

China

Ersa Shanghai
Room 720, Tian Xiang Building
No. 1068 Mao Tai Rd.,
Shanghai 200336
China
Phone +86 213126 0818
Fax +86 215239 2001
info-esh@kurtzersa.com
www.ersa.com

Vietnam

Kurtz Ersa Vietnam Company Limited
B916 Road 3, Kizuna 2 Factory Area, Lot B4-3-7-8,
Tan Kim IP, Can Giuoc Dist. Long An Province,
Vietnam
Phone +84 2723 733 682
info-kev@kurtzersa.com
www.ersa.com

France

Kurtz Ersa France
2, Rue de Wissembourg
67500 Haguenau
France
Tel.: +33 6 07 78 01 87
kefrance@kurtzersa.com
www.ersa.com



IPC-HERMES-9852
The global standard for "M2M" in SMT assembly

Ersa GmbH (Headquarters)
Leonhard-Karl-Str. 24
97877 Wertheim/Germany

Phone +49 9342 800-0
Fax +49 9342 800-127
info@ersa.de
www.ersa.com

 **kurtz ersa**